

Power BI

Getting Started



01

Visit the
Microsoft Store



Search for
Power BI Desktop



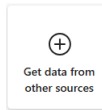
03

Click **Get**.
Subject to licensing, the
install will begin
automatically



04

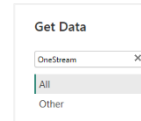
Click **Open**



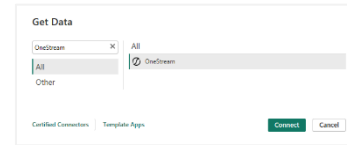
Get data from
other sources



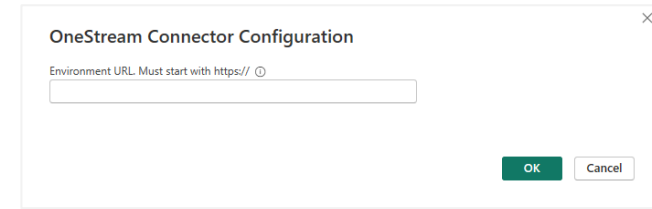
Click
**Get data from
other sources**



Search for
OneStream in
the filter field



Select the
OneStream connector
then click **Connect**



Enter the **URL** for the
OneStream application
you want to connect to