

Genesis Designer: Groups & Pages Configuration (GV200)

The foundation of any Genesis User Experience starts with configured Groups and Pages

Application Groups

Home:

Provides a structured interface

Admin:

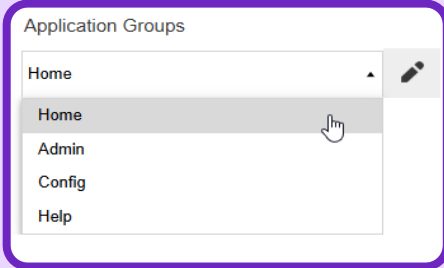
Use to monitor and maintain ongoing application aspects

Config:

Use to focus on the initial solution setup

Help:

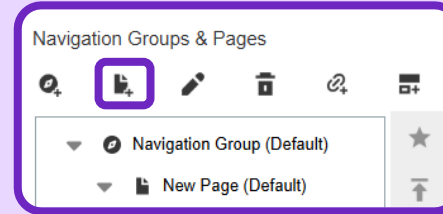
Serves as a central point for self-service help across user types and processes



Pages

Pages should relate to the Navigation Group.

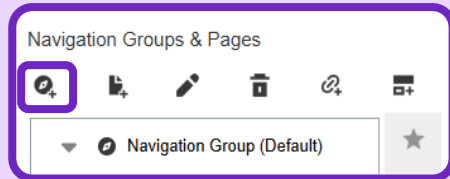
Click **New Page** to add a page.



Navigation Groups

All Genesis builds start with a Navigation Group - a grouping of similar pages.

Click **New Navigation Group** to add a group.



Content

Link to an existing dashboard from a Shared Workspace.

Inject a Content Block, then configure the content.

