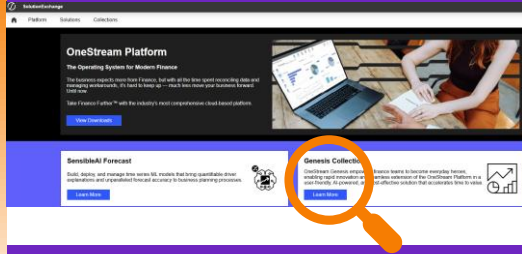


# Installing the Genesis Framework (GV200): On-premise

## Solution Exchange

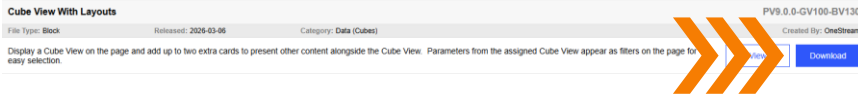
1 Access the Solution Exchange and click Learn More



2 Download the selected version of Genesis

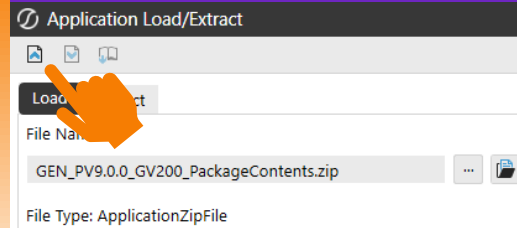


3 Download Content Blocks

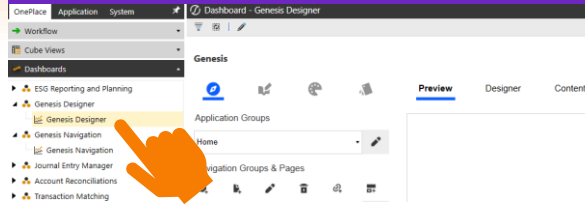


## OneStream

4 Use Application Load/Extract to upload the zip file



5 No table setup required – select Genesis Designer



6 Use Settings | Library Management to import Content Blocks

